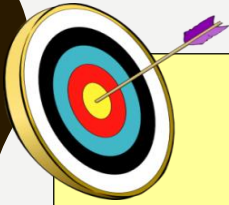


A white, scalloped-edged shape, resembling a seal or a decorative frame, is centered on a bright yellow background. The shape has a wavy, irregular border. The text "STUDY SKILLS" is written across the center of this white shape in a bold, black, sans-serif font.



STUDY SKILLS



AIM

Feel confident that your child is aware of key study skills.

Study Skills

 Success Criteria 	R	A	G
Know 4 steps to effective studying.			
Understand how to effectively study.			

KNOW WHAT YOU'RE GOING TO REVISE

Trigonometric skills	
Skills	Explanation
Working with the graphs of trigonometric functions	<ul style="list-style-type: none"> ◆ Basic graphs ◆ Amplitude ◆ Vertical translation ◆ Multiple angle ◆ Phase angle
Working with trigonometric relationships in degrees	<ul style="list-style-type: none"> ◆ Sine, cosine and tangent of angles from 0° to 360° ◆ Period ◆ Related angles ◆ Solve basic equations ◆ Use the identities $\cos^2 x^\circ + \sin^2 x^\circ = 1$ and $\tan x^\circ = \frac{\sin x^\circ}{\cos x^\circ}$
Calculating the area of a triangle using trigonometry	<ul style="list-style-type: none"> ◆ $\text{Area} = \frac{1}{2}ab \sin C$
Using the sine and cosine rules to find a side or angle in a triangle	<ul style="list-style-type: none"> ◆ Sine rule for side and angle ◆ Cosine rule for side and angle
Using bearings with trigonometry	<ul style="list-style-type: none"> ◆ To find a distance or direction

Part 4: Hitler and Nazi Germany, 1919–39	
A study of attempts to establish democracy in Weimar Germany, the reasons for its collapse and the nature of the Nazi State.	
Key issues	Description of content
Weimar Germany, 1919–1933	The effects on Germany of the end of the First World War and the Peace Settlement; opposition to the Treaty of Versailles; the formation and characteristics of the Weimar Republic. Attempts to overthrow the Weimar Republic, as seen in the Spartacist Revolt, 1919, and Beer Hall Putsch, 1923; economic problems of the Weimar Republic, 1919–33.
...se to power	Discontent against the Weimar Republic of Hitler
...rol of Germany	
...nd economic	

Use the SQA website to help you pinpoint key areas!


THE POMODORO TECHNIQUE


**1 pomodoro = 25 minutes of
uninterrupted study**

After 1 pomodoro = 5 min break

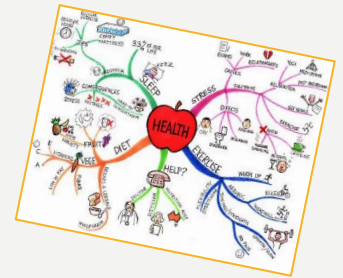
After 3 pomodoros = 25/30 min
break

Set a timer to **25 minutes**





STUDY TIPS



- Teach someone else – **90%** remembered compared with **5%** if read over notes
- Different techniques – highlighting, mind-maps, recording information on tape, mnemonics, flow-charts, flash-cards etc.
- Use colour - Writing in colour will help you retain **50% - 80% more of the information without reading it a second time** (also highlight in purple).

4 STEPS TO EFFECTIVE STUDYING STUDY SKILLS

➤ **Understand**

➤ **Condense**

➤ **Memorise**

➤ **Review**

UNDERSTAND

CONDENSE

CAN YOU SORT THE ACTIVITIES INTO CATEGORIES?

1. Making a mnemonic
2. Sticking post-its around your house
3. Use coloured pens
4. Go to class
5. Teach other pupils
6. Make a mind-map
7. Google it
8. Ask teacher for help
9. Get parents to test you
10. Make flash cards
11. Re-read notes

MEMORISE


REVIEW

UNDERSTAND...



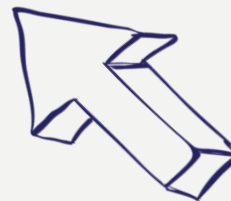
- Teacher led

- **Asking questions**



- **Discussing with other students**

- Using notes/jotter



If you're unsure of a concept, or, would like more information – ask your teacher to re-explain it!

Aim to revisit your notes within 24 hours of learning something new – your future self will thank you for it!



*How
many
open-
mouth
smiley
faces can
you see?*



*How
many
closed-
mouth
smiley
faces can
you see?*




*How many
crying with
laughter faces
can you see?*


*Information is much easier to process
when it's organised - that is why it is
important to condense what you learn!*

CONDENSE...

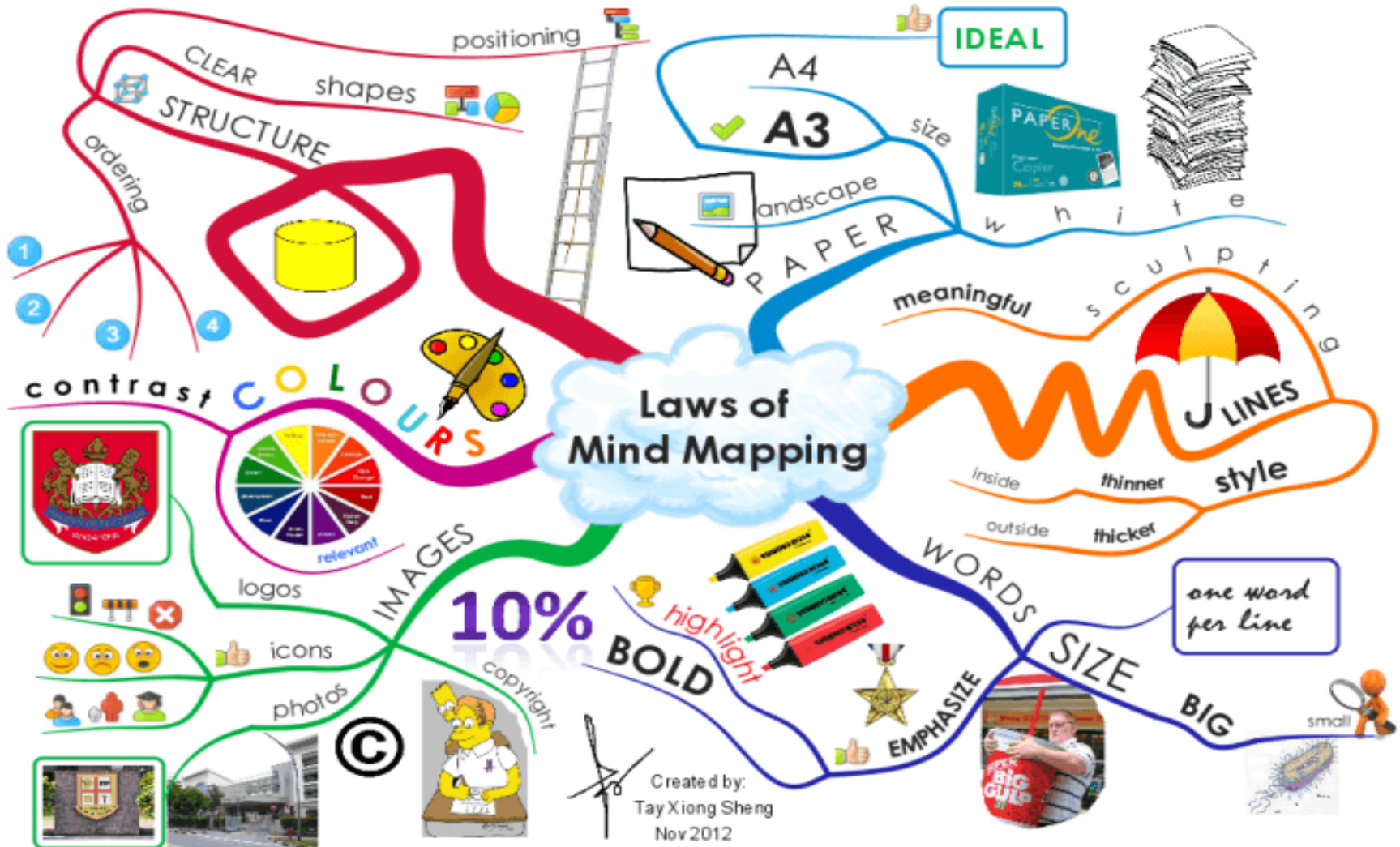
- Cue Cards
- Flow Charts
- Flash Cards
- Bullet Points
- Mind Maps



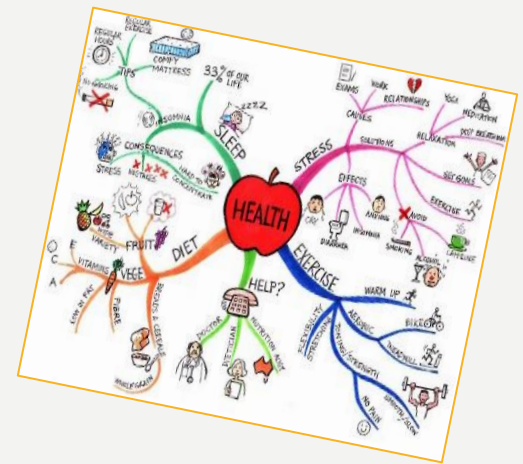
For subjects that require you to read & remember large amounts of text, e.g. English, History, Psychology etc. - aim to summarise the key point after every paragraph. This could be written down, spoken, put on a whiteboard or simply thought!



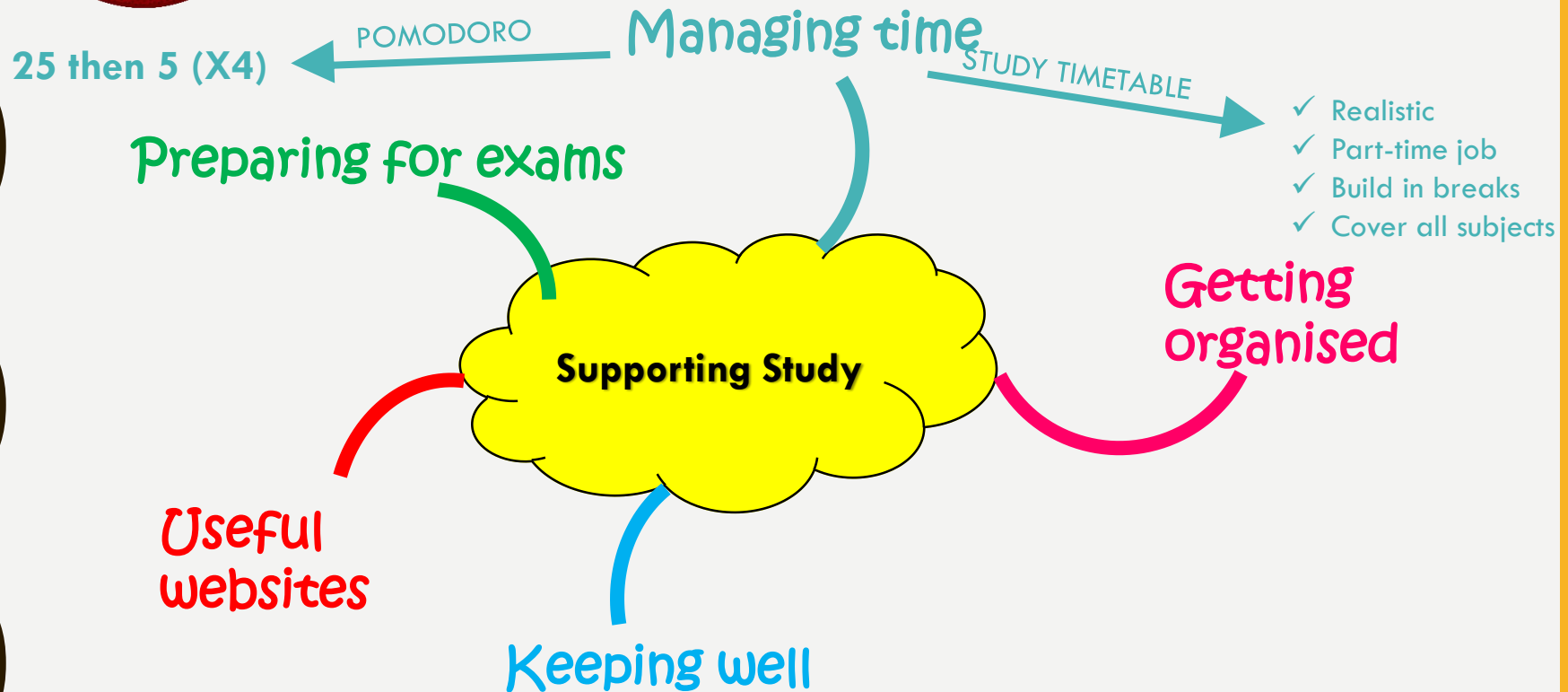

MIND-MAPS



MIND-MAPS



- Mind-maps allow you to **'map out'** your ideas about a particular topic.
- By creating a mind-map, you can **connect your learning** by highlighting relationships between concepts and ideas which should make the topic you are learning about much easier to understand.
- Mind-maps are a way of **condensing** your knowledge of a topic; they should be **revisited frequently as a way of memorising and reviewing** what you have learned.



Think of a sub-topic you find particularly challenging – plan a mind-map for this topic.

FLASH CARDS



- Flash cards are an effective revision tool to use to help you memorise and understand key information.
- Once you have made your flash card, you should revisit it regularly and have someone test you on it.
- A flash card should have a key idea on one side with detailed information on the other.

Front of flash-card

WHY LIBERAL
REFORMS
WERE PASSED
1906-1914

Back of flash-card

National Security/Efficiency –
1/3 of recruits were unfit for service in
Boer War => showed poor health
linked to poverty

Booth & Rowntree – Booth found
30% of London in poverty/Rowntree
found 28% in York/ revealed real
reasons for poverty => Showed not
always individual's fault

Influence from Abroad –
Germans had introduced national
insurance & pensions => worked
well/Britain could do same

New Liberalism – David Lloyd
George & Winston Churchill helped to
change minds in Liberal Party

MEMORISE. . .

- Mnemonics
- Locations
- Repetition
- Recording information and listening back



MAKE A MNEMONIC!

Understand

Condense

Memorise

Review



Unicorns Can



Make Rainbows

REVIEW. . .

- Quick Quiz (*Kahoot, Socrative etc.*)
- Teach Someone
- Get someone to test you
- Flashcards



Review

 Success Criteria 	R	A	G
Know 4 steps to effective studying.			
Understand how to effectively study.			