

Free Microsoft Office Programmes



Get started with Office 365 for free

Students and educators at eligible institutions can sign up for Office 365 Education for free, including Word, Excel, PowerPoint, OneNote, and now Microsoft Teams, plus additional classroom tools. Use your valid school email address to get started today.

Enter your school email address

ed027DCarlin22@glow.sch.uk

GET STARTED

The QR code/link will take you to the website



<https://www.microsoft.com/en-gb/education/products/office>

Please leave your feedback on tonight's 'Digital Platforms for Learning' workshop



Bishopbriggs Academy's Youtube Channel



Supporting Pupils using Digital Platforms

BGE Parents Information Evening

Digital Platforms for Learning

Miss Carlin

Principal Teacher of Digital Literacy

What Digital Platforms do we use to enhance learning?



Glow

Secure school email and a means of accessing all other tools.



Satchel: One

Online Diary & communication platform central to Bishopbriggs Academy.



Microsoft Teams

An extension of the classroom, digital resources available.



Youtube

Video platform, further help and support from departments





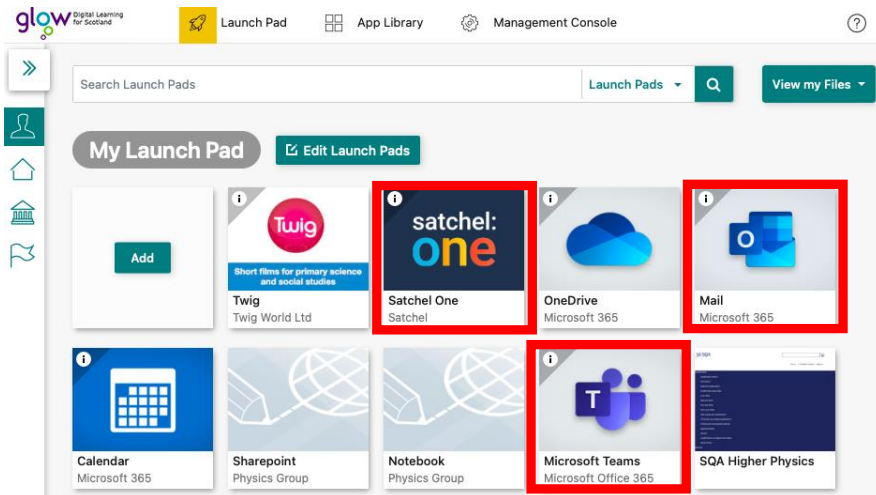
Logging in to Glow

Glow Username – starts with ed027 followed by the pupil's initial & surname and end with the year they joined the school

E.g. if Miss Carlin joined S1 in 2022 then Miss Carlin's log in is:
ed027DCarlin22@glow.sch.uk

Glow password – [This can be easily reset if forgotten](#)

Once a pupil gains access they should see something similar to the image below. This is known as the glow 'Launch Pad'



Pupils most used tiles are Mail, Satchel and Teams highlighted above.

If you do not see these tiles immediately, don't worry you can search for them using the search bar at the top of the page.



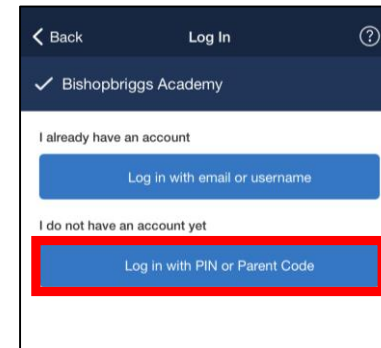
Logging in to Satchel:One

Satchel can be accessed in two ways:

1. Logging into Glow and clicking on the tile
2. Downloading the free Satchel app to your mobile

Pupils, parents and staff each have their own log in information.

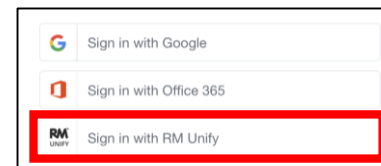
Parents Log-in



1. Search for your child's school
2. Tap Log in with a PIN or parent code
3. Enter your parent code
4. Follow the instructions on the screen to create your account.

You will no longer need your parent code. Moving forward you can access your account using your email and password combination

Pupils Log-in



1. Search for School
2. Scroll to very bottom and click 'Sign in with RM Unify'
3. This will take pupils to a glow log in page and they should sign in with glow details

TOP TIP Click 'remember me' to save logging in every time.